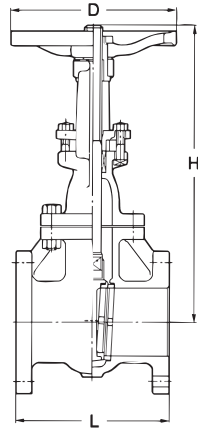


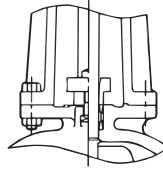
**Fig. 125FCL (Bronze trim)**  
**Fig. 125FCLS (13 Cr. trim)**



**Class 125**



200 psi. Water, oil, Gas 65°C  
 125 psi. Saturated steam  
 350 psi. Hydrostatic shell test  
 220 psi. Hydrostatic seat test  
 80 psi. Pneumatic seat test



Size 10" to 16"

**Bolted bonnet, outside screw & yoke, rising stem, solid wedge disc.**

**Materials**

Parts	JIS materials	
	125FCL	125FCLS
Body	A126 Class B	
Bonnet	A126 Class B	
Stem	No.C37700	Type 403
Disc	A126 Class B	
Seat ring	Size 2" to 4"	CA-15
	Size 5" to 16"	F6a
Gland	Ductile iron	
Gland packing	Asbestos-free	
Gasket	Asbestos-free	
Gland bolt/nut	Carbon steel	
Bonnet bolt/nut	Carbon steel	
Handwheel	A126 Class B/Ductile iron(12" to 16")	
Yoke (Size10" to 16")	A126 Class B	
Yoke bolt/nut(Size10" to 16")	Carbon steel	

**Dimensions**

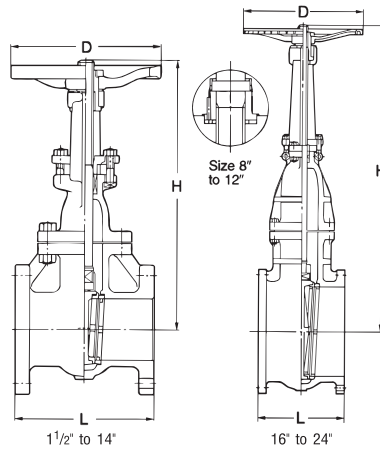
Valve size	mm	50	65	80	100	125	150	200	250	300	350	400
inch		2	2½	3	4	5	6	8	10	12	14	16
L Face-to face		178	190	203	229	254	267	292	330	356	381	406
H Height (OPEN)		328	382	436	532	627	726	919	1134	1363	1560	1850
D Handwheel Diameter		160	170	170	225	225	250	280	350	450	500	600

**Fig. 10FCL (Bronze trim)**  
**Fig. 10FCLS (13 Cr. trim)**



**JIS 10 K**

**Bolted bonnet, outside screw & yoke, rising stem, solid wedge disc.**



1½" to 14"

16" to 24"

120°C Non-shock water ..... 1.37 MPa (14 kgf/cm<sup>2</sup>)  
 120°C Water, oil, air ..... 0.98 MPa (10 kgf/cm<sup>2</sup>)  
 120°C Gas ..... 0.20 MPa (2 kgf/cm<sup>2</sup>)  
 Saturated steam..... 0.69 MPa (7 kgf/cm<sup>2</sup>)  
 Hydrostatic shell test .....2.06 MPa (21 kgf/cm<sup>2</sup>)  
 Hydrostatic seat test .....1.51 MPa (15.4 kgf/cm<sup>2</sup>)

**Materials**

Parts	JIS materials	
	10FCL	10FCLS
Body	FC200	
Bonnet	FC200	
Stem	C3771BD	SUS403
Disc	FC200	
Seat ring	Size 1½" to 4"	BC6
	Size 5" to 24"	SCS1 SUS403
Gland	Size 1½" to 14"	FCD-S
	Size 16" to 24"	SUS403
Gland packing	Asbestos-free	
Hand wheel	Size 1½" to 8"	FC250
	Size 10" to 24"	FCD400
Gasket	Asbestos-free	
Bonnet bolt/nut	SS400	
Gland bolt/nut	SS400	
Yoke sleeve	BC6	
Yoke (Size10" to 24")	FC200	

**Dimensions**

Valve size	mm	40	50	65	80	100	125	150	200	250	300	350	400	450	500	600
inch		1½	2	2½	3	4	5	6	8	10	12	14	16	18	20	24
L Face-to face		165	180	190	200	230	250	270	290	330	350	381	406	432	457	508
H Height (OPEN)		306	343	389	462	547	648	759	956	1168	1363	1560	1795	1995	2230	2640
D Handwheel Diameter		160	170	170	200	250	280	300	350	400	450	500	600	600	680	760